

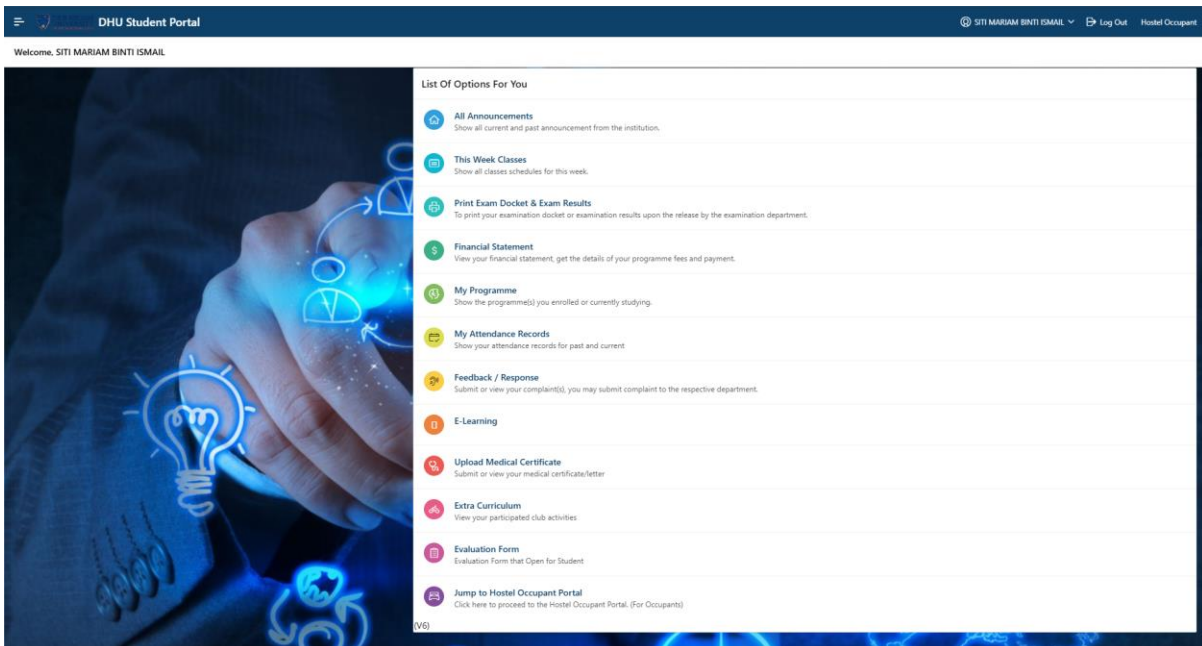
## Guideline for Student Evaluation of Lecturer Performance

1. **Log in** to the Student Portal using your credentials:

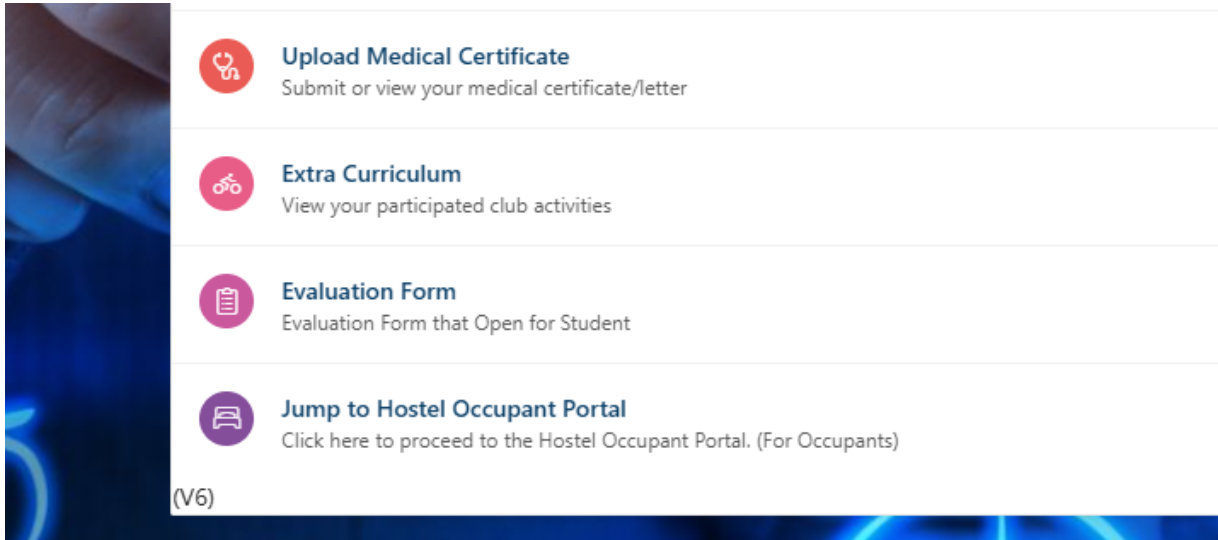
- [https://ums.dhuautomotive.edu.my/apex/f?p=412:LOGIN\\_DESKTOP:7506867468277::: &tz=8:00](https://ums.dhuautomotive.edu.my/apex/f?p=412:LOGIN_DESKTOP:7506867468277::: &tz=8:00)



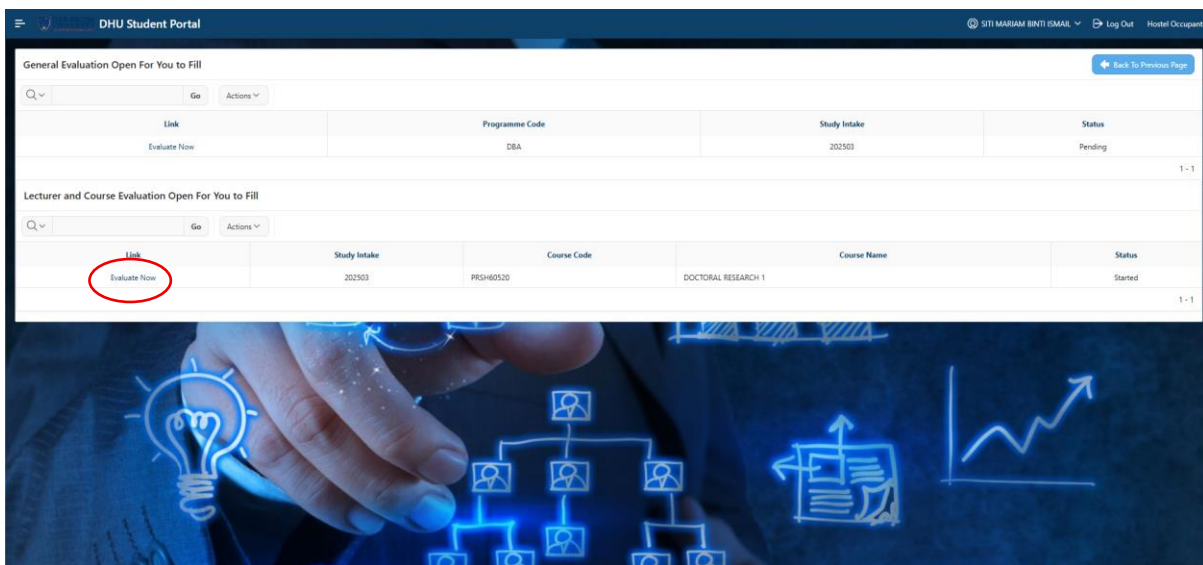
2. On the **homepage**, scroll down until you see the **“List of Options For You”** section.



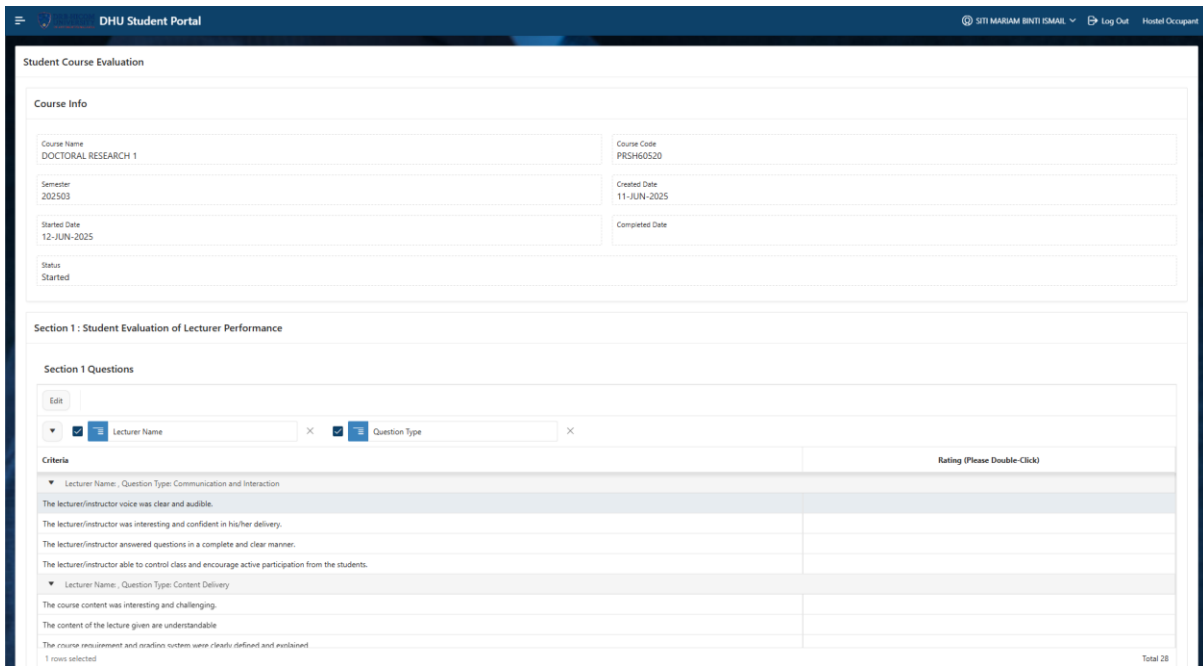
3. Click on **“Evaluation Form”**.



4. Then click on **“Evaluate Now”** for the subject/lecturer you want to evaluate.



5. The evaluation form will appear.



**Student Course Evaluation**

**Course Info**

Course Name DOCTORAL RESEARCH 1	Course Code PRSH60520
Semester 202503	Created Date 11-JUN-2025
Started Date 12-JUN-2025	Completed Date
Status Started	

**Section 1 : Student Evaluation of Lecturer Performance**

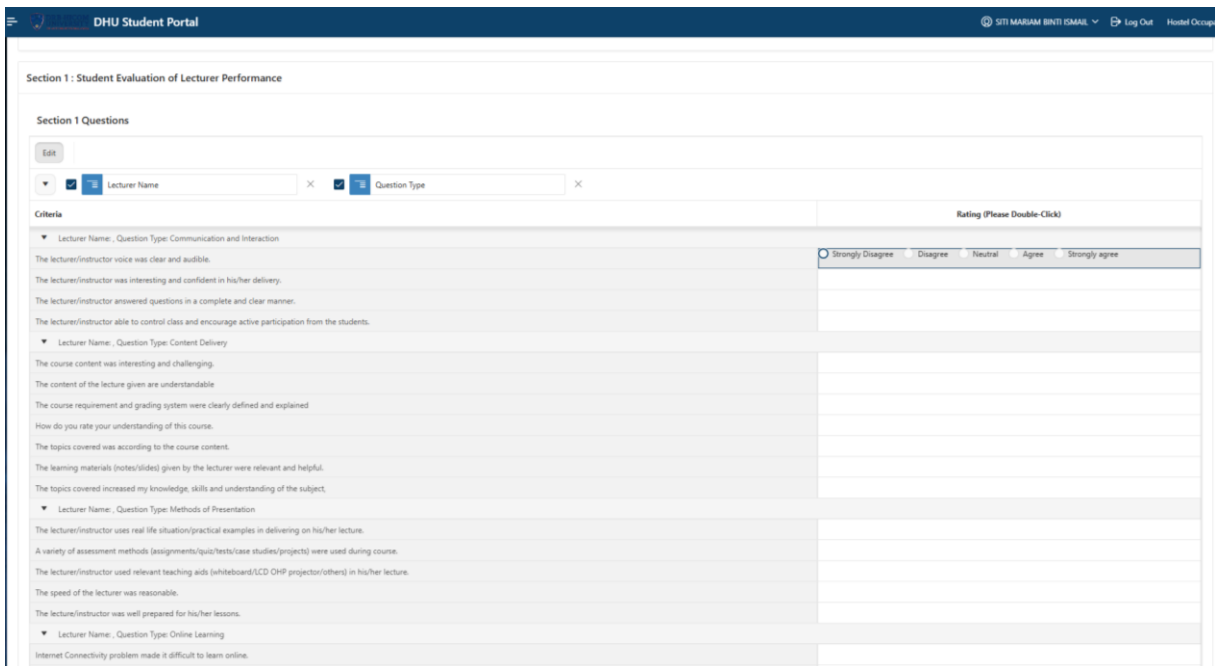
**Section 1 Questions**

Criteria

Criteria	Rating (Please Double-Click)
<p>▼ Lecturer Name, Question Type: Communication and Interaction</p> <p>The lecturer/instructor voice was clear and audible.</p> <p>The lecturer/instructor was interesting and confident in his/her delivery.</p> <p>The lecturer/instructor answered questions in a complete and clear manner.</p> <p>The lecturer/instructor able to control class and encourage active participation from the students.</p>	
<p>▼ Lecturer Name, Question Type: Content Delivery</p> <p>The course content was interesting and challenging.</p> <p>The content of the lecture given are understandable</p> <p>The course requirement and grading system were clearly defined and explained</p>	

1 rows selected Total 28

6. Double click on each criterion to provide your rating.



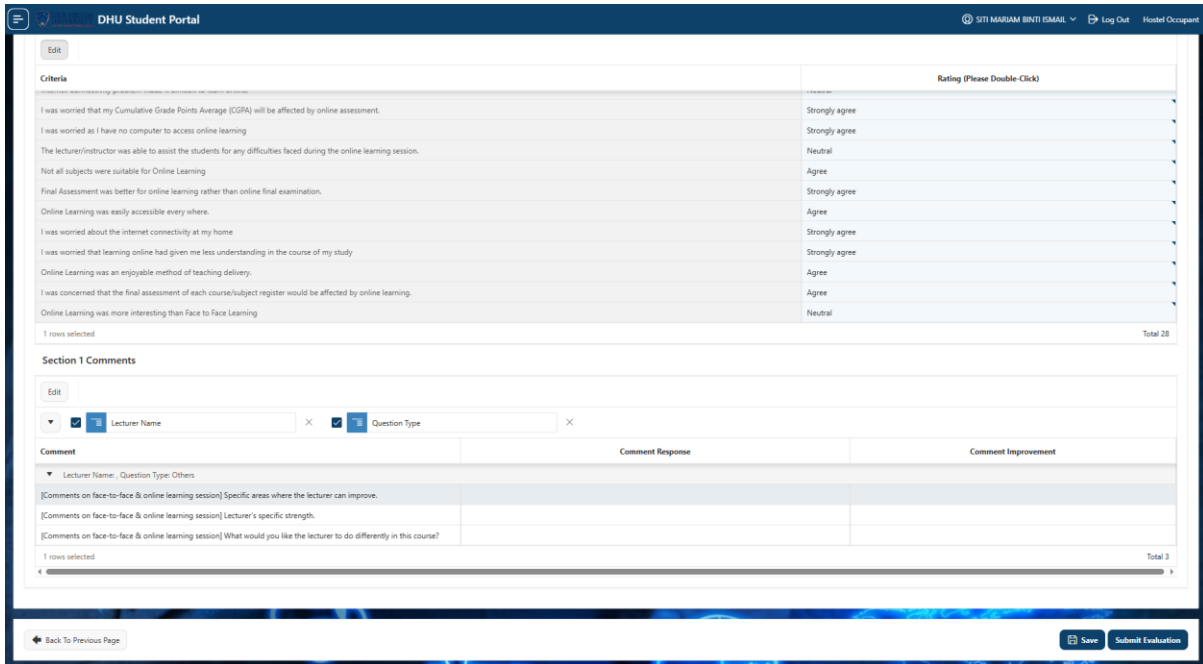
**Section 1 : Student Evaluation of Lecturer Performance**

**Section 1 Questions**

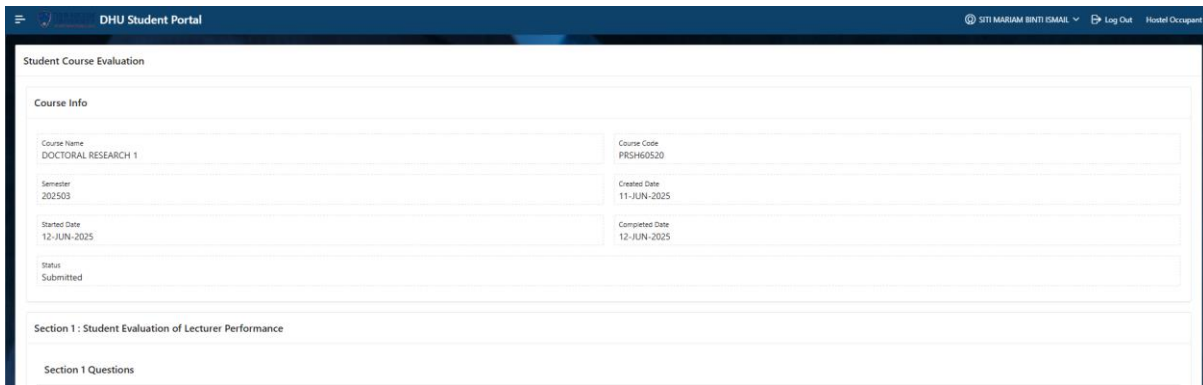
Criteria

Criteria	Rating (Please Double-Click)
<p>▼ Lecturer Name, Question Type: Communication and Interaction</p> <p>The lecturer/instructor voice was clear and audible.</p> <p>The lecturer/instructor was interesting and confident in his/her delivery.</p> <p>The lecturer/instructor answered questions in a complete and clear manner.</p> <p>The lecturer/instructor able to control class and encourage active participation from the students.</p>	<input checked="" type="radio"/> Strongly Disagree <input type="radio"/> Disagree <input type="radio"/> Neutral <input type="radio"/> Agree <input type="radio"/> Strongly agree

7. After completing the form, click **“Save”** and then **“Submit Evaluation”**.



8. Make sure the status changes from **Started** to **Submitted**.



9. Repeat **Steps 4–8** for each subject listed.

If you face any issues or need assistance, please contact:

Nur Izzati Syazwani

☎ 09-424 2504

✉ izzati@dhu.edu.my